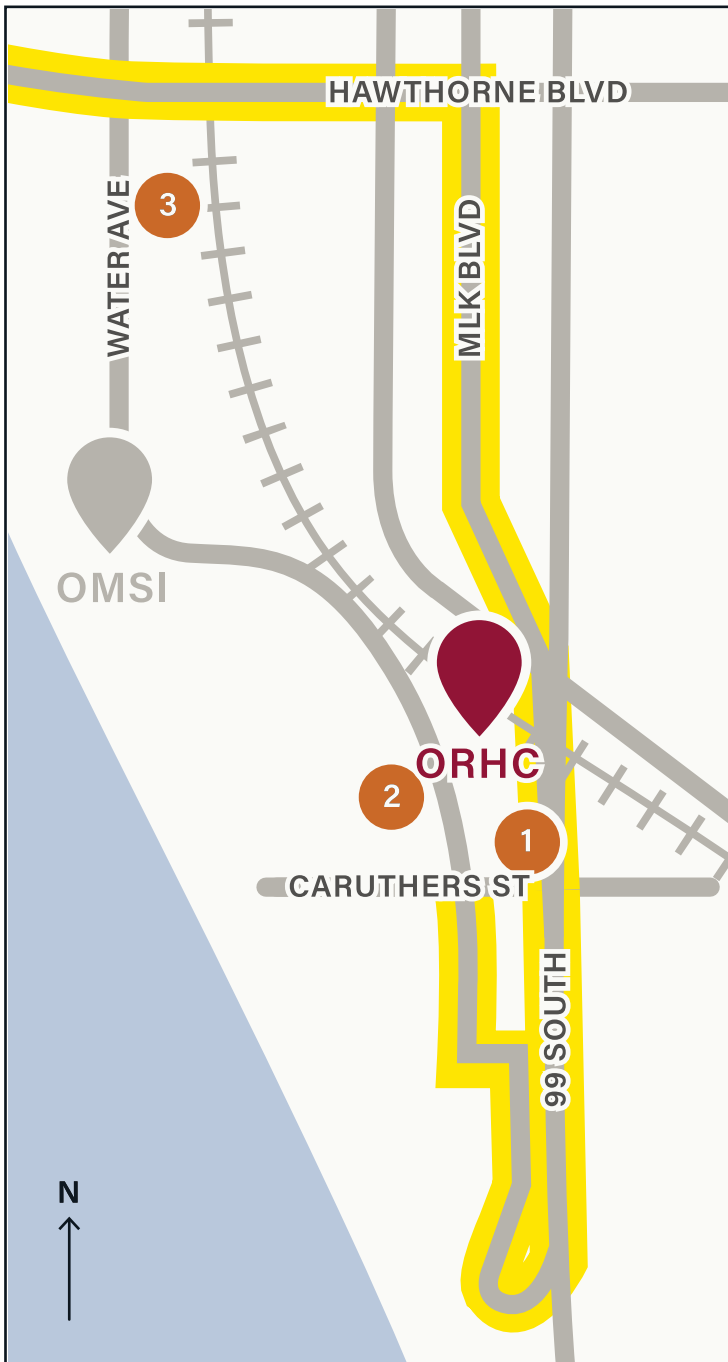










# DIRECTIONS AND PARKING FOR THE OREGON RAIL HERITAGE CENTER



## MAP KEY

-  ORHC
-  1 ORHC MAIN PARKING LOT  
(ENTRANCE ON CARUTHERS ST)
-  2 WATER ST. LOT (HOLIDAY EXPRESS ONLY)
-  3 PORTLAND CLIMB CENTER LOT
-  RAILROAD TRACKS
-  ROUTE TO AVOID TRAIN TRACKS

## GETTING AROUND THE TRAIN

1. Head south on Martin Luther King Jr. Blvd. It will become Route 99E South.
2. Keep **right** and take the first exit after you cross the overpass (before the Ross Island Bridge).
3. At the stop sign, turn **right** onto Division Place.
4. Take the next **left** onto Grand Avenue. At the stop sign, go **straight** into our parking lot.

## TRAIN TIPS

1. Freight trains pass through frequently and unpredictably.
2. To avoid running late or being delayed by the railroad, plan to arrive at least 30 minutes prior to your train ride.